

Scaled data based on original data using
LM-79-08 Approved Method: Electrical and Photometric Measurements of Solid-
State Lighting Products

Test Report Prepared for
Cooper Lighting Solutions
(formerly Eaton)

Brand: McGRAW-EDISON

Report Number: P385438

Luminaire Tested: **GWC-SA1A-727-U-SLL-HSS**

Issue Date: 3/3/2020

Test Information

Test Method: LM-79-08
Report Number: P385438
TEST IS SCALED FROM IESNA LM-79-08 TEST DATA (G2-1903-205-27)
Test Lab: INNOVATION CENTER
Issue Date: 3/3/2020
Manufacturer: COOPER LIGHTING SOLUTIONS (FORMERLY EATON)
Product Line: MCGRAW-EDISON
Catalog Number: GWC-SA1A-727-U-SLL-HSS
Description: GALLEON WALL LUMINAIRE
(1) 70 CRI, 2700K, 615mA LIGHTSQUARE WITH 16 LEDS AND SPILL LIGHT
ELIMINATOR LEFT OPTICS WITH HOUSE SIDE SHIELD
Light Source: -
Ballast/Driver: ELECTRONIC DRIVER

Summary

Lumens per Lamp: N/A
Luminaire Lumens: 3085 lumens
Efficiency: N/A
Efficacy: 90.7 lumens/watt
Luminous Opening: Rectangular (W 0.5' x L: 0.5' x H: 0')
IES Classification: Type III - Medium
BUG Rating: B1 - U0 - G1

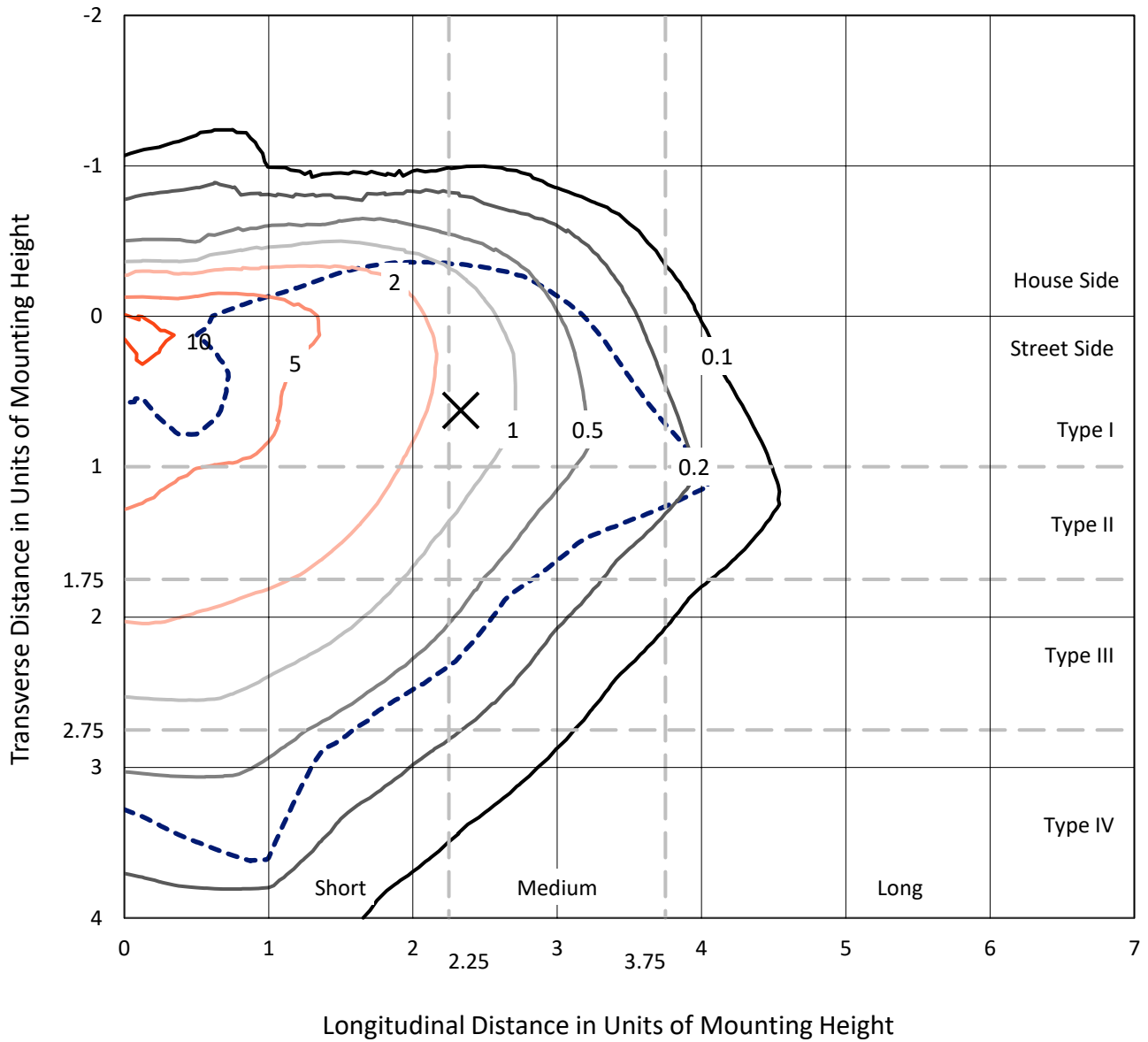
Input Watts (W): 34
Input Voltage (V): NR
Input Current (Ain): NR
Voltage Rise (V): NR
Power Factor: NR
Total Harmonic Distortion (THDi): NR
Frequency (hertz): 60
Stabilization Time: NR
Operation Time: NR
Ambient Temperature (°C): NR
Test Distance: 24 FT



REPORT NUMBER: P385438
 CATALOG NUMBER: GWC-SA1A-727-U-SLL-HSS

Iso-Footcandle Lines of Horizontal Illumination

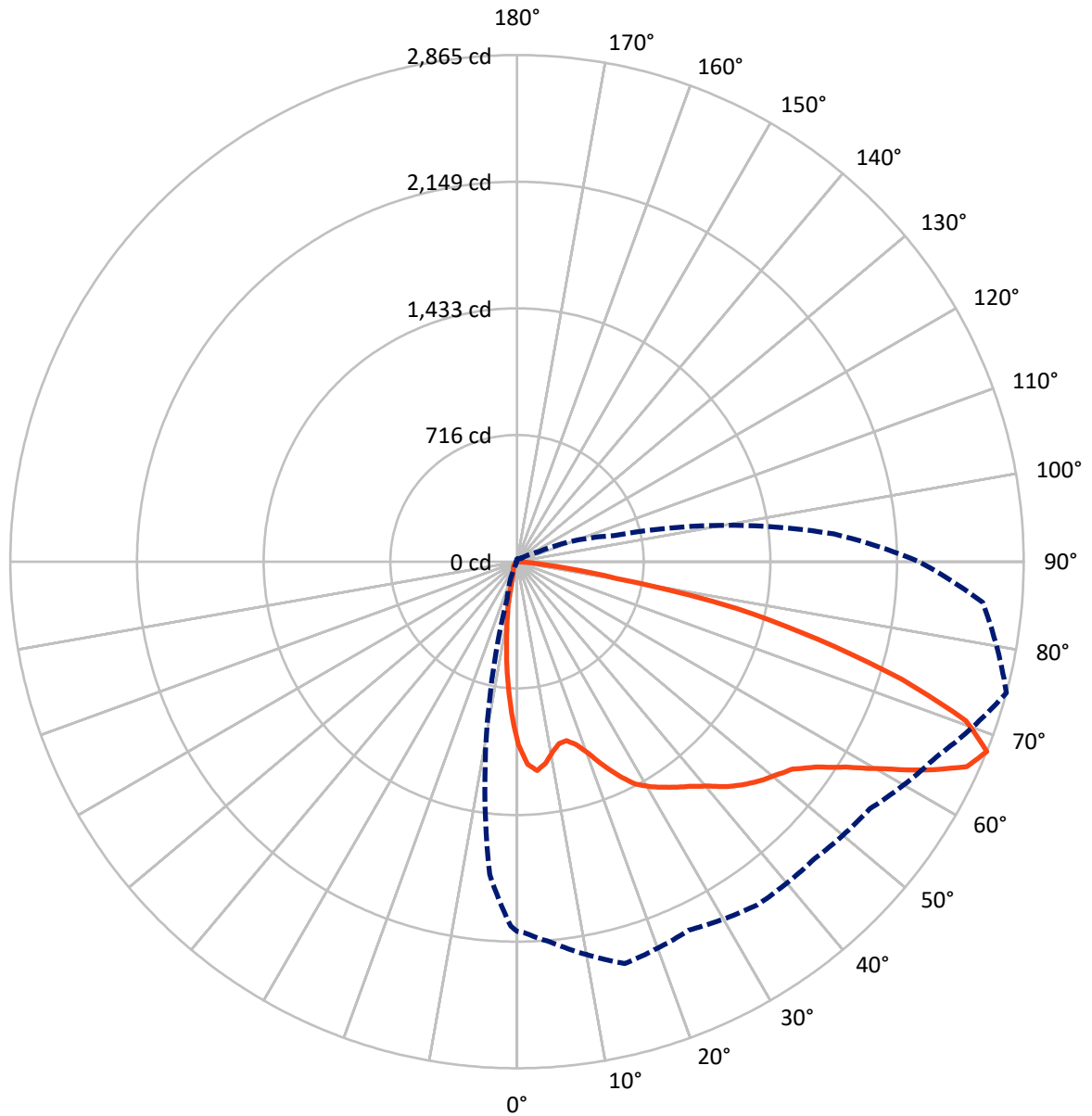
✕ Max cd
 - - - 1/2 Max cd



Based on 10 foot mounting height. Maximum calculated value = 13.4 fc
 Type III - Medium - N/A

REPORT NUMBER: P385438
CATALOG NUMBER: GWC-SA1A-727-U-SLL-HSS

Luminous Intensity Polar Plot



— Vertical Plane Through 75-Deg Lateral - - - Horizontal Cone Through 67.5-Deg Vertical



REPORT NUMBER: P385438
 CATALOG NUMBER: GWC-SA1A-727-U-SLL-HSS

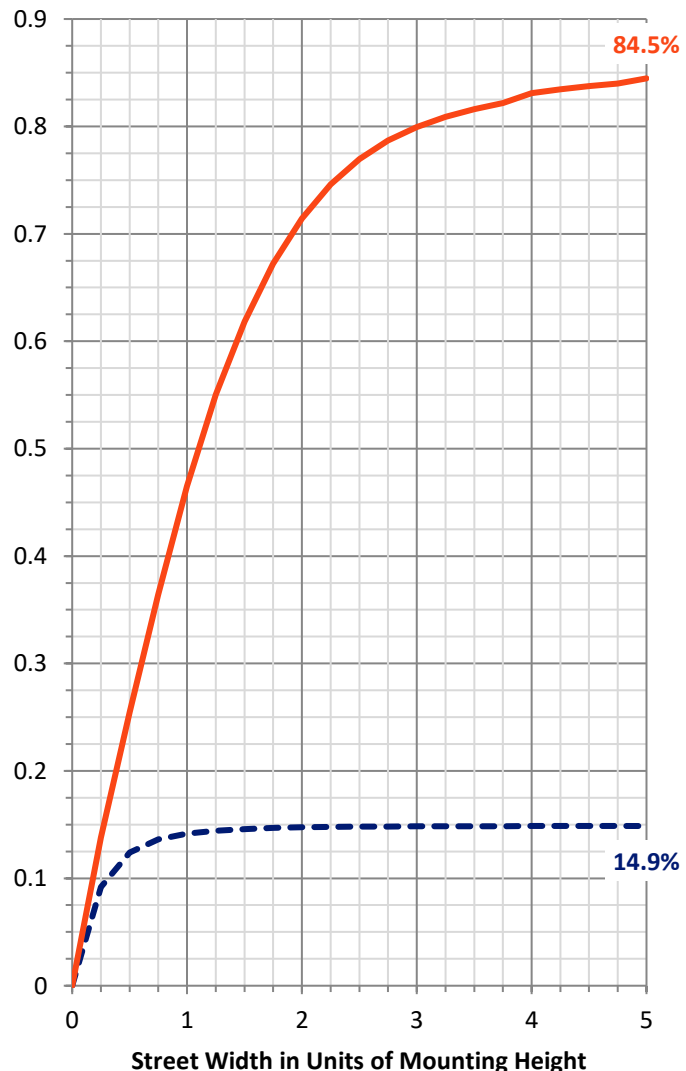
FLUX DISTRIBUTION:

		Downward	Upward	Total
House Side	Lumens	462.9	0.0	462.9
	% Fixture	15.0	0.0	15.0
Street Side	Lumens	2622.1	0.0	2622.1
	% Fixture	85.0	0.0	85.0
Total	Lumens	3085.0	0.0	3085.0
	% Fixture	100.0	0.0	100.0

Coefficient of Utilization

ZONAL LUMENS:

Zone	Lumens	% Fixture
0°-10°	78.5	2.5
10°-20°	154.6	5.0
20°-30°	218.7	7.1
30°-40°	321.5	10.4
40°-50°	462.2	15.0
50°-60°	650.6	21.1
60°-70°	759.8	24.6
70°-80°	387.6	12.6
80°-90°	51.5	1.7
90°-100°	0.0	0.0
100°-110°	0.0	0.0
110°-120°	0.0	0.0
120°-130°	0.0	0.0
130°-140°	0.0	0.0
140°-150°	0.0	0.0
150°-160°	0.0	0.0
160°-170°	0.0	0.0
170°-180°	0.0	0.0
0°-90°	3085.0	100.0
0°-180°	3085.0	100.0



REPORT NUMBER: P385438

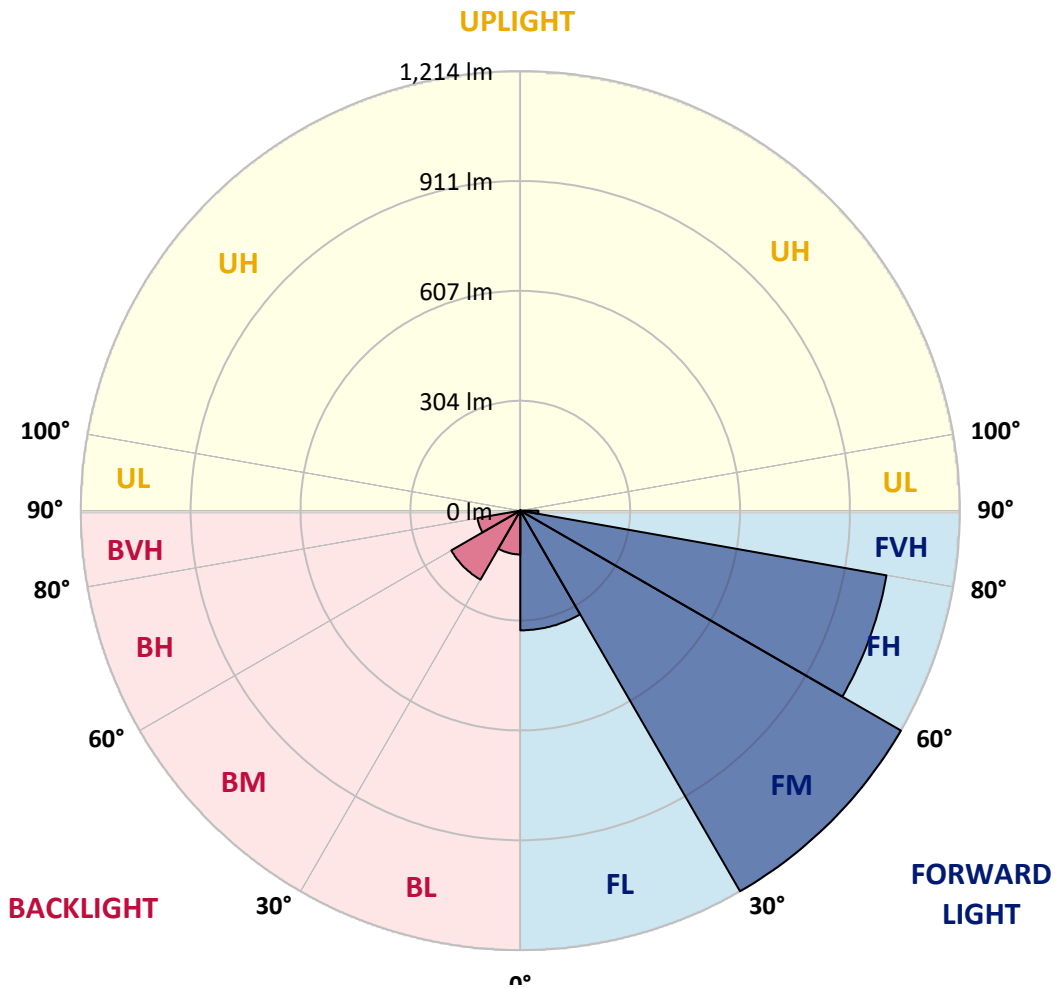
CATALOG NUMBER: GWC-SA1A-727-U-SLL-HSS

LUMINAIRE CLASSIFICATION SYSTEM LUMEN TABLE AND BUG RATING:

Zone	Lumens	% Fixture	Zone Rating/Lumen Limit		
			B	U	G
FL (0°-30°)	330.7	10.7			
FM (30°-60°)	1214.2	39.4			
FH (60°-80°)	1027.2	33.3			G1/1800
FVH (80°-90°)	49.9	1.6			G1/100
BL (0°-30°)	121.1	3.9	B1/500		
BM (30°-60°)	220.1	7.1	B1/1000		
BH (60°-80°)	120.2	3.9	B1/500		G1/500
BVH (80°-90°)	1.6	0.1			G0/10
UL (90°-100°)	0.0	0.0		U0/0	
UH (100°-180°)	0.0	0.0		U0/0	

BUG Rating: B1-U0-G1

Type III Medium





REPORT NUMBER: P385438

CATALOG NUMBER: GWC-SA1A-727-U-SLL-HSS

CANDELA DISTRIBUTION (FULL):

	0°	1°	5°	15°	25°	35°	45°	55°	65°	75°	85°
0°	1035.0	1035.0	1035.0	1035.0	1035.0	1035.0	1035.0	1035.0	1035.0	1035.0	1035.0
2.5°	1121.9	1123.7	1132.7	1153.8	1176.7	1178.5	1194.0	1178.0	1172.6	1146.9	1120.3
5°	1130.4	1137.1	1168.2	1230.1	1283.7	1300.9	1313.2	1281.9	1249.1	1186.2	1119.1
7.5°	1062.1	1073.4	1122.4	1238.4	1334.3	1376.6	1384.7	1335.7	1255.2	1151.7	1050.9
10°	974.8	987.6	1046.7	1189.3	1321.0	1393.6	1404.7	1340.5	1224.8	1095.9	977.1
12.5°	904.0	919.1	979.4	1134.0	1275.2	1355.6	1377.5	1324.3	1198.5	1056.3	926.7
15°	871.4	888.7	952.1	1098.4	1224.5	1287.8	1305.9	1283.0	1183.9	1050.0	915.0
17.5°	890.1	908.8	974.3	1101.5	1176.9	1203.9	1218.5	1227.9	1183.9	1087.9	949.2
20°	966.9	987.0	1056.3	1132.6	1137.4	1127.3	1143.0	1175.8	1197.6	1159.8	1031.3
22.5°	1073.0	1096.6	1174.8	1185.9	1118.1	1080.0	1082.0	1133.6	1222.6	1251.0	1145.3
25°	1202.3	1231.2	1310.7	1265.4	1126.2	1051.8	1051.0	1098.8	1247.0	1342.3	1272.3
27.5°	1330.8	1362.6	1432.5	1362.5	1159.3	1046.7	1045.2	1088.3	1270.8	1423.6	1411.0
30°	1438.5	1469.4	1529.6	1432.8	1195.1	1058.6	1051.6	1099.6	1285.0	1476.3	1512.1
32.5°	1526.1	1551.0	1599.7	1481.1	1233.4	1081.9	1066.7	1129.7	1309.1	1520.9	1605.1
35°	1622.6	1648.8	1668.2	1527.2	1276.4	1115.3	1093.6	1177.5	1346.2	1566.2	1706.9
37.5°	1732.6	1758.7	1756.3	1569.3	1330.9	1170.7	1156.8	1253.2	1404.0	1611.0	1820.6
40°	1840.3	1866.9	1847.9	1615.3	1394.9	1262.1	1251.8	1366.8	1481.3	1668.5	1953.9
42.5°	1941.2	1970.0	1929.3	1658.8	1471.2	1377.2	1394.8	1513.3	1578.0	1739.2	2068.8
45°	2022.4	2051.8	1997.6	1701.2	1551.6	1516.9	1569.7	1675.5	1694.3	1799.0	2146.4
47.5°	2081.5	2109.2	2044.9	1743.6	1654.5	1687.8	1779.7	1845.6	1799.4	1850.9	2201.5
50°	2119.2	2140.8	2058.8	1796.6	1789.5	1887.1	1998.5	2030.6	1898.4	1897.6	2268.4
52.5°	2143.1	2152.9	2069.1	1852.0	1930.4	2104.1	2212.7	2222.8	2000.2	1949.1	2358.6
55°	2225.7	2233.6	2141.5	1919.1	2046.8	2294.3	2406.5	2397.1	2115.5	2049.8	2464.9
57.5°	2366.6	2374.9	2291.3	2015.6	2141.1	2411.8	2546.9	2563.7	2250.7	2191.2	2578.9
60°	2437.3	2452.8	2423.0	2137.7	2232.4	2486.9	2642.7	2696.3	2419.6	2377.7	2689.4
62.5°	2373.2	2395.7	2438.9	2273.2	2323.2	2528.2	2672.5	2743.8	2592.7	2595.0	2757.5
65°	2245.2	2263.1	2336.5	2347.4	2375.8	2523.1	2598.8	2677.4	2698.6	2794.6	2753.9
67.5°	2090.5	2097.3	2159.5	2353.3	2299.5	2369.4	2377.6	2435.7	2614.9	2865.4	2643.2
70°	1868.0	1871.6	1926.0	2157.6	1976.1	1991.5	1979.3	1991.2	2248.1	2693.1	2364.0
72.5°	1503.3	1512.6	1589.9	1791.8	1439.6	1395.3	1490.6	1485.4	1731.3	2275.3	1755.7
75°	1106.9	1122.8	1239.6	1443.3	1010.4	914.0	983.5	1002.1	1230.8	1760.0	1098.0
77.5°	775.0	786.8	899.9	1061.0	731.3	653.5	628.4	650.5	812.4	1273.2	553.1
80°	446.5	450.8	523.0	612.6	492.8	563.8	510.8	526.0	486.8	566.4	237.9
82.5°	292.1	292.9	321.1	364.6	306.9	356.6	263.9	337.4	299.4	227.5	77.5
85°	157.8	158.7	186.2	258.8	173.8	98.2	57.7	118.5	185.2	52.2	21.2
87.5°	17.4	15.9	56.1	94.1	48.2	8.9	3.1	13.3	29.7	3.4	0.0
90°	0.0	0.0	0.0	0.0	0.0	0.0	0.0	0.0	0.0	0.0	0.0



REPORT NUMBER: P385438

CATALOG NUMBER: GWC-SA1A-727-U-SLL-HSS

CANDELA DISTRIBUTION (continued):

	90°	95°	105°	115°	125°	135°	145°	155°	165°	175°	180°
0°	1035.0	1035.0	1035.0	1035.0	1035.0	1035.0	1035.0	1035.0	1035.0	1035.0	1035.0
2.5°	1106.7	1094.6	1064.3	1032.3	1006.6	982.5	958.2	928.6	905.6	901.0	893.4
5°	1083.0	1044.6	981.2	917.5	866.2	801.4	760.4	728.4	697.1	695.2	688.9
7.5°	1000.3	949.8	860.5	772.4	700.2	638.5	576.2	534.6	501.8	490.3	483.4
10°	920.8	864.0	752.5	651.9	587.5	533.0	489.1	445.6	406.1	378.9	366.7
12.5°	865.3	802.5	679.6	592.9	546.7	495.0	441.5	387.1	341.7	308.9	288.9
15°	843.8	776.7	655.1	569.5	512.5	447.0	378.6	316.5	266.1	236.5	218.5
17.5°	869.4	791.3	653.2	541.0	461.4	380.0	304.4	231.0	183.6	161.0	149.5
20°	934.3	837.8	652.5	506.1	400.6	300.5	206.2	152.0	123.2	110.6	105.2
22.5°	1026.1	897.2	658.4	471.6	337.3	214.7	142.3	111.7	96.9	90.2	87.1
25°	1144.1	980.5	674.9	440.3	277.8	160.2	110.9	93.5	83.2	77.9	75.7
27.5°	1270.0	1076.3	700.6	413.1	229.4	127.7	95.0	80.1	72.6	69.0	66.9
30°	1373.7	1187.4	726.6	382.9	194.4	111.4	87.0	73.1	64.4	62.1	60.2
32.5°	1464.5	1271.4	745.0	355.6	171.4	98.9	78.6	65.3	59.5	54.9	52.9
35°	1558.4	1341.4	744.4	336.4	155.6	89.6	71.6	58.5	51.4	46.2	44.6
37.5°	1660.2	1420.5	731.7	320.0	148.8	82.1	67.7	54.8	47.8	42.5	40.5
40°	1779.3	1503.5	718.7	304.7	146.9	76.1	64.9	51.9	44.4	39.3	37.3
42.5°	1895.3	1578.3	707.3	293.3	138.7	76.0	62.4	49.7	41.8	36.8	34.5
45°	1988.1	1648.0	705.1	286.4	130.1	78.6	61.1	48.2	39.8	34.8	32.6
47.5°	2065.3	1723.7	719.2	281.6	121.9	71.8	64.3	47.2	37.9	33.0	30.5
50°	2157.0	1816.7	752.2	273.7	113.3	64.6	73.7	47.5	36.2	31.3	28.6
52.5°	2285.0	1945.3	800.7	260.4	101.4	58.0	72.5	47.8	34.5	29.4	26.7
55°	2428.6	2105.9	852.9	238.4	84.9	49.4	62.1	45.7	31.1	27.3	24.8
57.5°	2579.4	2251.6	883.9	212.0	67.5	42.7	49.7	41.6	27.5	24.6	22.9
60°	2603.0	2307.0	869.7	179.8	53.6	37.1	36.8	42.4	24.6	21.6	20.5
62.5°	2544.2	2237.4	801.1	151.0	44.9	32.6	30.3	37.0	22.2	19.3	18.1
65°	2430.9	2049.3	690.1	136.1	41.6	27.9	25.1	26.0	19.4	16.8	15.8
67.5°	2273.4	1798.3	566.6	127.6	41.2	24.0	21.5	19.7	16.8	14.6	13.7
70°	1951.3	1498.1	452.0	122.9	40.0	20.2	18.1	16.1	14.0	12.4	11.7
72.5°	1436.1	1061.6	351.6	117.8	40.3	16.1	15.8	13.3	11.3	9.6	9.4
75°	829.8	606.5	230.6	95.4	38.4	12.4	13.2	9.4	7.9	6.7	6.7
77.5°	442.2	369.9	87.8	39.8	14.0	7.9	7.5	5.6	5.0	4.1	3.9
80°	192.8	162.8	26.5	11.1	7.7	4.2	2.8	2.5	2.2	1.8	1.6
82.5°	68.2	58.9	8.6	5.4	3.4	0.0	0.0	0.0	0.0	0.0	0.0
85°	15.5	11.1	0.0	1.3	0.0	0.0	0.0	0.0	0.0	0.0	0.0
87.5°	0.0	0.0	0.0	0.0	0.0	0.0	0.0	0.0	0.0	0.0	0.0
90°	0.0	0.0	0.0	0.0	0.0	0.0	0.0	0.0	0.0	0.0	0.0



REPORT NUMBER: P385438
 CATALOG NUMBER: GWC-SA1A-727-U-SLL-HSS

CANDELA DISTRIBUTION (continued):

	185°	195°	205°	215°	225°	235°	245°	255°	265°	270°	275°
0°	1035.0	1035.0	1035.0	1035.0	1035.0	1035.0	1035.0	1035.0	1035.0	1035.0	1035.0
2.5°	877.9	874.6	855.7	856.4	859.7	864.6	853.2	858.4	872.6	886.2	891.3
5°	678.8	679.6	668.0	675.2	681.6	686.0	667.6	667.9	679.1	694.5	702.5
7.5°	478.3	477.1	477.7	494.8	507.0	498.2	505.1	481.2	482.7	493.7	485.5
10°	355.6	339.5	330.4	343.3	356.6	351.8	339.9	332.2	337.6	349.7	348.8
12.5°	279.4	256.3	242.7	233.5	244.5	235.4	235.1	228.4	221.1	222.4	241.9
15°	210.1	193.3	177.3	162.5	162.2	159.1	143.5	126.0	124.5	125.4	135.5
17.5°	144.5	138.8	132.3	119.5	116.2	103.3	88.1	81.1	77.6	79.2	82.6
20°	101.6	99.4	100.1	93.2	88.4	76.1	67.2	64.4	63.9	65.5	67.1
22.5°	84.2	80.2	79.8	76.7	71.9	63.0	58.2	56.6	55.8	57.3	58.5
25°	73.7	69.7	68.1	66.2	61.1	54.9	52.0	50.6	49.8	50.7	51.4
27.5°	64.9	61.2	59.8	58.5	53.5	49.1	46.8	45.4	44.9	45.2	45.9
30°	58.3	55.1	53.2	51.6	47.3	44.3	42.2	40.9	40.3	40.3	41.1
32.5°	51.4	49.7	47.9	45.9	41.9	39.9	37.9	36.4	35.8	36.0	36.5
35°	42.8	42.2	42.7	40.8	37.4	35.7	33.6	32.0	31.6	31.7	32.3
37.5°	38.0	35.4	37.0	36.0	34.1	31.7	29.1	27.6	26.9	27.3	27.6
40°	34.9	31.7	30.5	31.6	31.3	27.5	25.1	23.7	23.1	23.2	23.5
42.5°	32.3	28.5	25.9	25.7	27.5	24.0	21.5	20.2	19.4	19.4	19.7
45°	29.8	25.7	22.5	20.0	23.1	20.3	18.0	16.8	15.9	15.9	16.1
47.5°	27.9	23.4	19.6	16.4	17.4	16.7	14.8	13.6	12.7	12.7	12.9
50°	26.2	21.0	17.0	13.7	13.0	13.7	12.0	10.7	10.1	9.9	10.2
52.5°	24.3	18.7	14.5	11.7	10.2	10.4	9.4	8.5	7.7	7.7	8.0
55°	22.4	16.8	12.6	9.9	8.5	7.7	7.5	6.9	6.3	6.3	6.6
57.5°	20.5	14.8	10.7	8.2	6.7	6.1	6.1	5.7	5.3	5.3	5.6
60°	18.7	12.7	8.8	6.7	5.3	5.1	5.3	4.8	4.5	4.5	4.8
62.5°	16.7	10.8	7.2	5.6	4.2	4.1	4.5	4.2	3.9	3.9	4.2
65°	14.2	9.2	5.7	4.2	3.2	3.2	3.8	3.5	3.2	3.2	3.5
67.5°	12.0	7.7	4.4	3.1	2.3	2.5	3.2	2.9	2.8	2.8	3.1
70°	9.9	6.0	3.1	1.9	1.3	1.9	2.5	2.5	2.5	2.5	2.8
72.5°	7.5	4.1	1.8	0.7	0.6	1.3	2.0	2.3	2.2	2.2	2.6
75°	4.8	2.3	0.6	0.0	0.0	0.7	1.6	1.9	1.9	1.8	2.2
77.5°	2.8	0.7	0.0	0.0	0.0	0.0	1.0	0.9	0.7	0.6	1.0
80°	0.7	0.0	0.0	0.0	0.0	0.0	0.0	0.0	0.0	0.0	0.0
82.5°	0.0	0.0	0.0	0.0	0.0	0.0	0.0	0.0	0.0	0.0	0.0
85°	0.0	0.0	0.0	0.0	0.0	0.0	0.0	0.0	0.0	0.0	0.0
87.5°	0.0	0.0	0.0	0.0	0.0	0.0	0.0	0.0	0.0	0.0	0.0
90°	0.0	0.0	0.0	0.0	0.0	0.0	0.0	0.0	0.0	0.0	0.0



REPORT NUMBER: P385438
 CATALOG NUMBER: GWC-SA1A-727-U-SLL-HSS

CANDELA DISTRIBUTION (continued):

	285°	295°	305°	315°	325°	335°	345°	355°	359°	360°
0°	1035.0	1035.0	1035.0	1035.0	1035.0	1035.0	1035.0	1035.0	1035.0	1035.0
2.5°	911.9	929.2	953.4	979.1	1018.7	1050.2	1081.0	1107.5	1117.7	1121.9
5°	721.8	747.1	782.6	828.2	899.6	963.9	1029.1	1094.7	1123.2	1130.4
7.5°	517.9	550.2	595.4	652.5	736.3	819.6	910.6	1006.9	1051.0	1062.1
10°	383.3	422.8	474.5	534.7	614.7	700.3	799.5	909.6	960.0	974.8
12.5°	272.0	325.3	394.6	467.8	537.1	613.5	713.9	835.2	888.1	904.0
15°	159.7	211.3	293.3	391.4	480.1	557.5	659.5	797.0	855.4	871.4
17.5°	91.6	117.4	179.3	288.6	409.0	516.3	642.4	806.5	875.2	890.1
20°	70.0	78.2	103.3	185.9	326.0	475.8	642.4	860.3	944.9	966.9
22.5°	61.2	67.2	77.5	110.9	240.0	432.4	649.9	938.1	1048.7	1073.0
25°	54.4	59.8	68.5	83.4	163.7	380.8	667.6	1033.5	1170.9	1202.3
27.5°	48.7	53.8	61.7	73.1	111.9	318.6	691.4	1145.4	1305.6	1330.8
30°	43.5	48.4	55.5	63.6	86.4	248.0	711.7	1251.0	1411.4	1438.5
32.5°	38.7	43.1	49.5	55.5	70.7	183.4	713.9	1334.6	1499.3	1526.1
35°	34.2	38.1	44.0	48.7	58.6	144.8	679.8	1407.0	1587.1	1622.6
37.5°	29.8	33.6	38.7	42.2	51.6	118.1	627.8	1487.9	1699.8	1732.6
40°	25.7	29.1	34.3	36.7	48.8	90.8	571.3	1572.6	1810.2	1840.3
42.5°	21.9	25.1	30.3	34.8	42.8	67.8	510.2	1652.1	1909.6	1941.2
45°	18.3	21.6	26.7	36.8	35.5	50.7	444.9	1704.9	1988.1	2022.4
47.5°	14.8	18.6	25.6	35.1	28.4	37.3	393.1	1754.9	2047.6	2081.5
50°	11.8	15.6	28.8	31.3	23.2	28.5	371.5	1799.6	2086.6	2119.2
52.5°	9.6	13.2	27.2	24.0	19.4	23.5	383.2	1872.1	2122.7	2143.1
55°	8.0	10.4	16.4	16.7	16.5	20.0	397.6	1976.1	2216.1	2225.7
57.5°	7.0	8.3	11.4	12.9	13.9	17.8	397.9	2125.5	2360.6	2366.6
60°	6.0	7.3	9.5	10.4	12.0	15.9	383.5	2177.6	2417.5	2437.3
62.5°	5.3	6.4	7.9	8.6	10.1	14.3	349.6	2102.1	2339.4	2373.2
65°	4.7	5.8	6.6	7.3	8.9	12.9	293.7	1951.0	2209.9	2245.2
67.5°	4.1	5.1	5.8	6.6	8.0	11.4	216.3	1775.5	2061.3	2090.5
70°	3.7	4.5	5.3	5.8	7.0	9.6	131.2	1506.6	1855.8	1868.0
72.5°	3.5	4.1	4.8	5.3	6.1	8.5	66.5	1107.2	1483.6	1503.3
75°	3.1	3.7	4.4	4.7	5.4	7.3	27.0	727.2	1075.2	1106.9
77.5°	2.5	3.4	3.9	4.2	4.7	6.0	13.7	464.7	754.5	775.0
80°	0.9	2.5	3.4	3.5	3.9	4.4	9.1	254.4	437.7	446.5
82.5°	0.0	1.6	2.6	2.5	2.8	3.4	5.8	121.0	288.9	292.1
85°	0.0	0.7	2.0	1.6	1.2	2.3	2.0	26.5	151.5	157.8
87.5°	0.0	0.0	0.1	0.7	0.6	0.9	0.3	0.1	13.7	17.4
90°	0.0	0.0	0.0	0.0	0.0	0.0	0.0	0.0	0.0	0.0

Signify Classified - Internal
Cooper Lighting Solutions Photometric Lab
1121 Highway 74 South
Peachtree City, GA 30269

Scaled Data Report



Report Generated By 670245982

Signify Classified - Internal
Cooper Lighting Solutions Photometric Lab
1121 Highway 74 South
Peachtree City, GA 30269

Scaled Data Report



Signify Classified - Internal
Cooper Lighting Solutions Photometric Lab
1121 Highway 74 South
Peachtree City, GA 30269

Scaled Data Report



Signify Classified - Internal
Cooper Lighting Solutions Photometric Lab
1121 Highway 74 South
Peachtree City, GA 30269

Scaled Data Report



Signify Classified - Internal
Cooper Lighting Solutions Photometric Lab
1121 Highway 74 South
Peachtree City, GA 30269

Scaled Data Report



--- HS — SS

Signify Classified - Internal
Cooper Lighting Solutions Photometric Lab
1121 Highway 74 South
Peachtree City, GA 30269

Scaled Data Report



u

Signify Classified - Internal
Cooper Lighting Solutions Photometric Lab
1121 Highway 74 South
Peachtree City, GA 30269

Scaled Data Report



Signify Classified - Internal
Cooper Lighting Solutions Photometric Lab
1121 Highway 74 South
Peachtree City, GA 30269

Scaled Data Report



Signify Classified - Internal
Cooper Lighting Solutions Photometric Lab
1121 Highway 74 South
Peachtree City, GA 30269

Scaled Data Report



Signify Classified - Internal
Cooper Lighting Solutions Photometric Lab
1121 Highway 74 South
Peachtree City, GA 30269

Scaled Data Report



(END OF REPORT)